



Youth Development Index

(with particular reference to CIRDAP Member Countries)

&

Indian Youth Development Index

Prof. Vasanthi Rajendran



Rajiv Gandhi National Institute of Youth Development
Ministry of Youth Affairs and Sports, Government of India

Youth Development Index (YDI)

Primary Objective

To deliver an evidence-based overview of the conditions of youth across the country /world, focusing on opportunities for their development

Today's youth are coming of age at a unique moment in time.

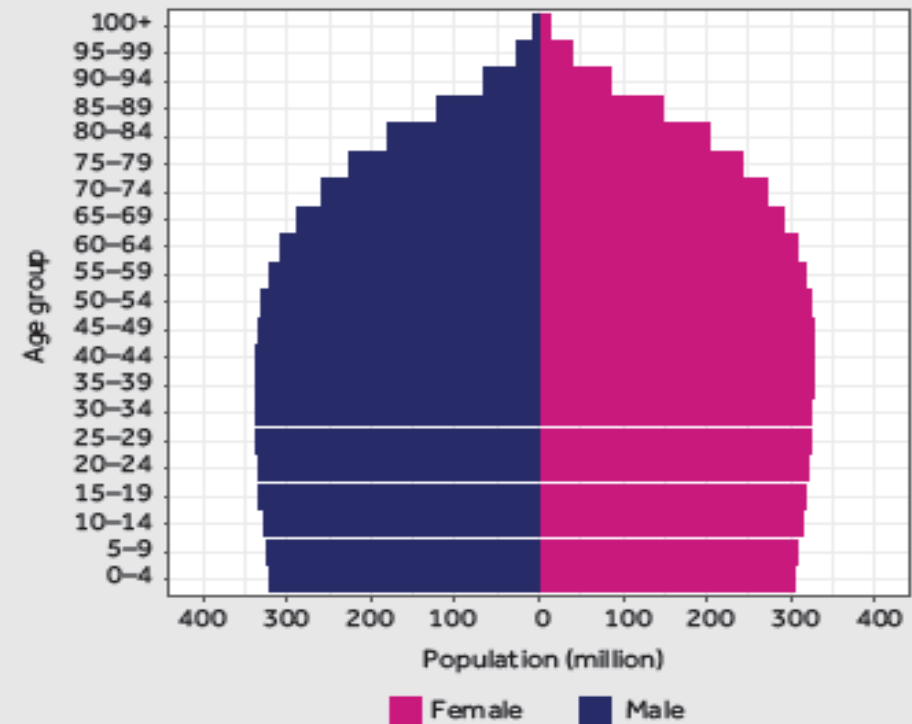
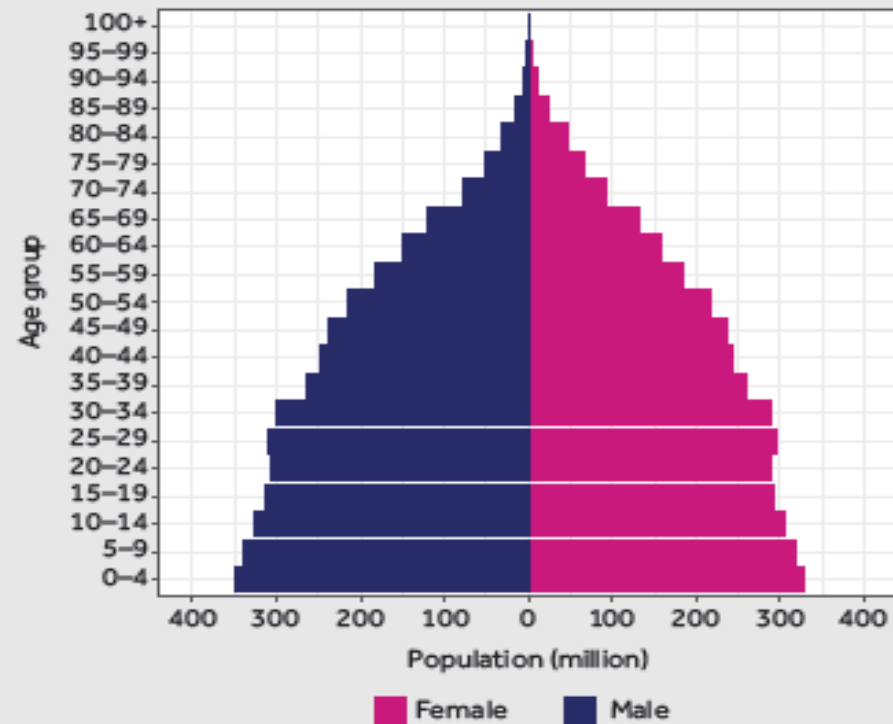
Generation Z could be the last youth boom for the foreseeable future.

Economic development and advances in health and medicine mean that families are smaller and people are living longer, leading to an ageing global population.

This is the time !!!!!!!!

- 2018, the world population was approximately 7.6 billion
- 15–29 year olds amounting to 1.8 billion, or nearly 24 per cent (UNDESA, 2019).
- In 2075 young people is projected to decrease to 19 per cent, despite an increase in the total number of young people to over 2 billion.
- 2018 -share of people aged 60 and older account for about 13 per cent of the global population
- 2075 expected to rise to more than 25 per cent.

Figure 1.1 World population pyramids, 2018 and 2100



Source: UNDESA (2019)

Youth

- Rather than a social or economic risk factor, today's global youth boom represents a much-needed opportunity
- Young people are completing their education, achieving economic independence and engaging productively in their community and country.
- Today's youth will be well prepared to become the leaders their societies need.
- These demographic projections highlight the need to seize the opportunity of today's youth boom, while the YDI offers one of the tools needed to do so

Definition of Youth

- The YDI uses the Commonwealth Secretariat's definition of youth: young people aged 15–29.
- No universal definition of the ages that start and end the period called “youth.”
- Young people or youth are often defined more by “who they are not” than by who they are (Furlong and Cartmel, 1997).
- Often, youth are taken to be a group between childhood and adulthood but the actual age range is debatable.
- And yet data and policy necessitate defining youth within an age bracket.
- Regional and international organisations use varying age ranges to categorise young people, and the same is true of national governments

Organisation	Age group defined as youth
The Commonwealth	15–29
United Nations Educational, Scientific and Cultural Organization (UNESCO)	15–24
International Labour Organization (ILO)	15–24
United Nations Human Settlements Programme (UN-Habitat) (Youth Fund)	15–32
World Health Organization (WHO)	10–24
World Bank	15–24
Organisation for Economic Co-operation and Development (OECD)	15–29
African Union Commission	18–35
European Commission	15–29
United Nations Security Council Resolution 2250 on Youth, Peace and Security	18–29

Youth Development Index

- A vital tool which has significantly enhanced the capacity to assess the extent to which youth are engaged to contribute beneficially in their societies, and empowered by enabling policies and tools.

2020

**Global Youth Development Index
Commonwealth Secretariat
London**

**Global Youth
Development
Report
2020**

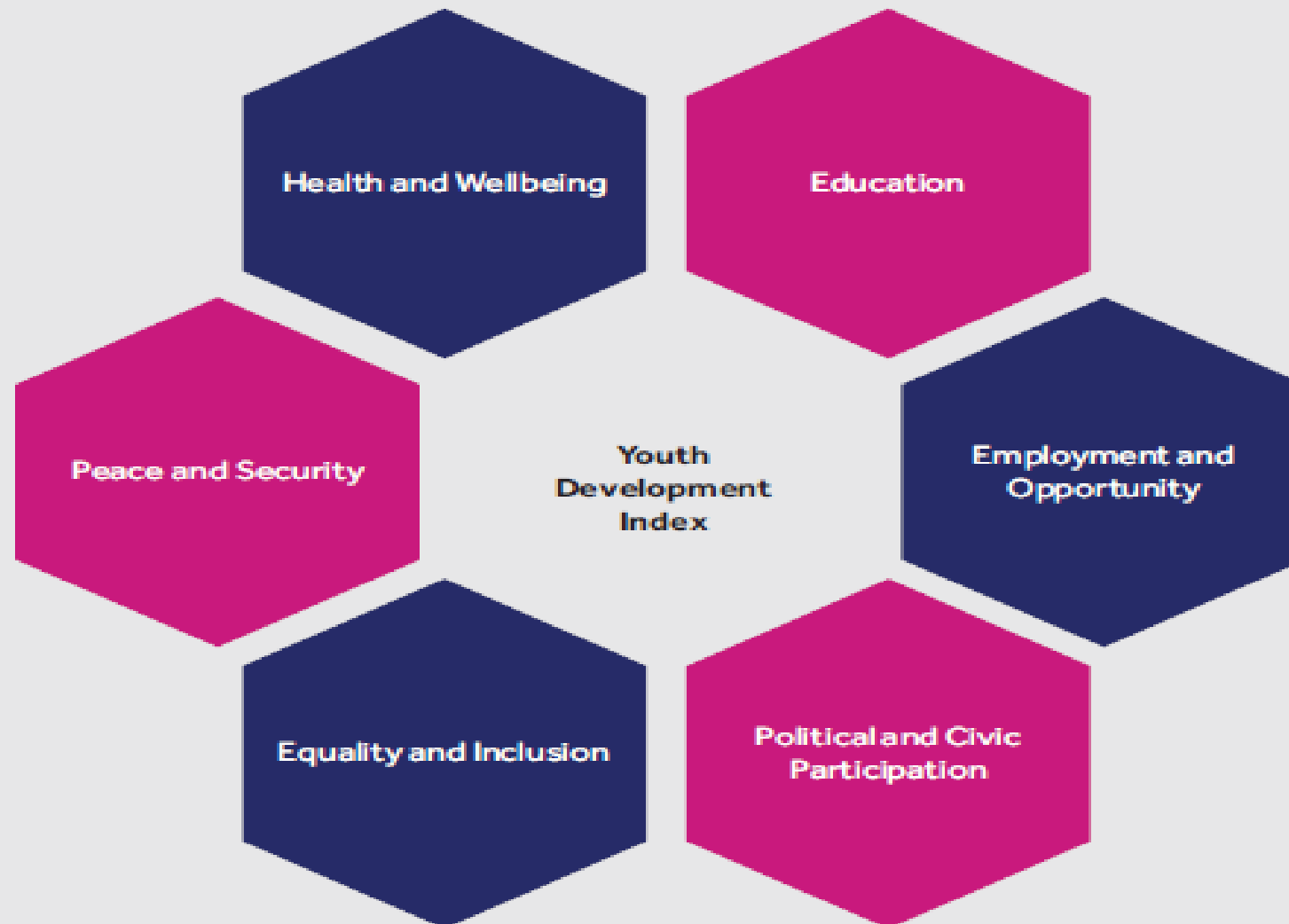


Global Youth Development Index

The GYDI measures six distinct domains that are considered key aspects of youth development:

- Health and Wellbeing
 - Education
 - Employment and Opportunity
 - Equality and Inclusion
 - Political and Civic Participation
 - Peace and Security
- YDI compiles 27 indicators, grouping between 3 and 7 indicators in each domain.
 - The YDI score is a number between 0 and 1, with 1 representing the highest possible level of youth development attainable across all indicators. A score of 0, therefore, reflects little to no youth development.
 - The scoring system resembles that of UNDP's Human Development Index (HDI).

Figure 1.4 Youth Development Index domains



2020 Global Youth Development Index

Key Findings

- Conditions of young people have improved around the world by 3.1 per cent between 2010 and 2018, but the progress remains slow.
- Triennial rankings of youth development in 181 countries, with 156 of them recording at least slight improvements in their scores.
- While the data used in the index pre-dates COVID-19, the report highlights the positive trajectory of youth development which the virus could reverse for the first time unless urgent action is taken to secure the pre-pandemic gains.

Key Highlights

- The index ranks countries between 0.00 (lowest) and 1.00 (highest) according to the developments in youth education, employment, health, equality and inclusion, peace and security, and political and civic participation.
- It looks at 27 indicators including literacy and voting to showcase the state of the world's 1.8 billion people between the age of 15 and 29.
- **Singapore** ranked top for the first time followed by **Slovenia, Norway, Malta and Denmark**.
- **Chad, the Central African Republic, South Sudan, Afghanistan and Niger** came last respectively.
- **Afghanistan, India, Russia, Ethiopia and Burkina Faso** were the top five improvers, advancing their score, on average, by 15.74 per cent.
- On the other hand, **Syria, Ukraine, Libya, Jordan and Lebanon** showed the greatest decline in youth development between 2010 and 2018.

Global trends

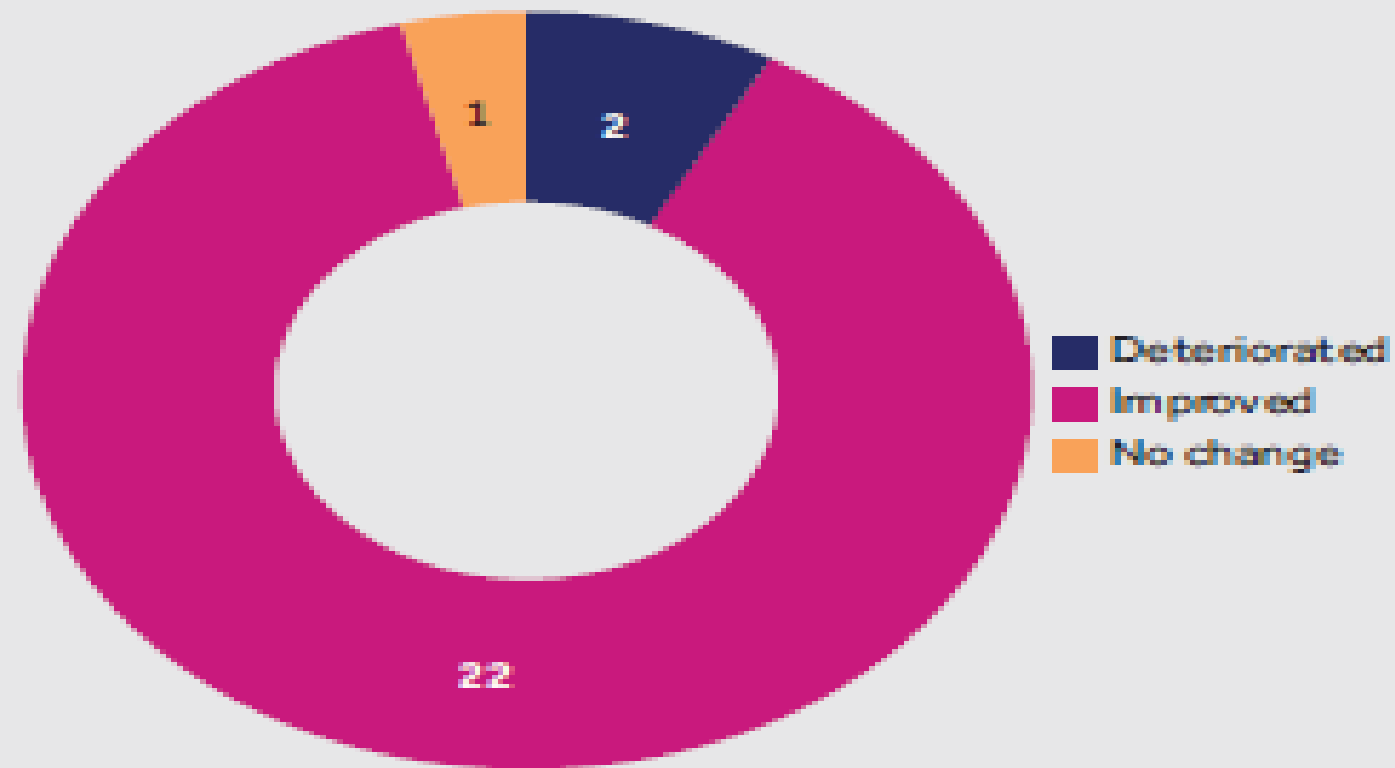
- Overall, the index shows advances in youth's participation in peace processes and their education, employment, inclusion and health care since 2010.
- Health made the largest gains of 4.39 per cent driven by a 1.6 per cent decline in global youth mortality rates and a 2 per cent drop in each HIV, self-harm, alcohol abuse and tobacco use. Sub-Saharan Africa made the greatest strides in improving the health of young people.
- Levels of underemployed youth and those not in school, training or work remained constant.
- Advances in equality and inclusion are led by improved gender parity in literacy as well as fewer child marriage cases and pregnancies in girls under 20. Yet no progress occurred in women's safety.

- The global education score increased by 3 per cent, with South Asia making the largest improvement of 16 per cent.
- Peace and security improved by 3.41 per cent, resulting from fewer young people dying from direct violence. Somalia recorded the largest gains in the peace and security of young people, followed by Colombia, Sri Lanka, Eritrea and Russia
- Youth participation in politics is the only domain to record a decline in most parts of the world, reporting a deterioration in 102 countries.
- Globally, Sweden leads on education, Luxembourg on equality and inclusion, Indonesia on political and civic participation while Singapore tops the employment, health, and peace and security domains.


Table 2.6 Regional ranking for domain scores and YDI score, 2018

Region	YDI score rank	Education rank	Employment & Opportunity rank	Health & Wellbeing rank	Political & Civic Participation rank	Equality & Inclusion rank	Peace & Security rank
Europe	1	2	1	1	3	1	1
North America	2	1	2	8	9	2	2
Asia-Pacific	3	4	3	4	4	4	3
Russia and Eurasia	4	3	5	6	5	3	4
MENA	5	7	4	2	8	6	8
South America	6	5	7	5	7	5	5
Central America And Caribbean	7	6	6	7	1	7	7
South Asia	8	8	8	3	6	8	6
Sub-Saharan AfricaSub-Saharan	9	9	9	9	2	9	9

Figure 2.26 Country changes in overall YDI score, Asia-Pacific, 2010–2018



**Figure 2.40 Country changes
in overall YDI score, South Asia,
2010–2018**



Ten Highest Ranking Countries

Table 2.1 Ten highest-ranking countries, 2020 YDI

YDI rank	Country	Region	YDI score
1	Singapore	Asia-Pacific	0.875
2	Slovenia	Europe	0.866
3	Norway	Europe	0.862
4	Malta	Europe	0.859
5	Denmark	Europe	0.858
6	Sweden	Europe	0.857
7	Switzerland	Europe	0.849
8	Netherlands	Europe	0.848
9	Ireland	Europe	0.846
10	Luxembourg	Europe	0.845
10	Portugal	Europe	0.845

Ten Lowest Ranking Countries

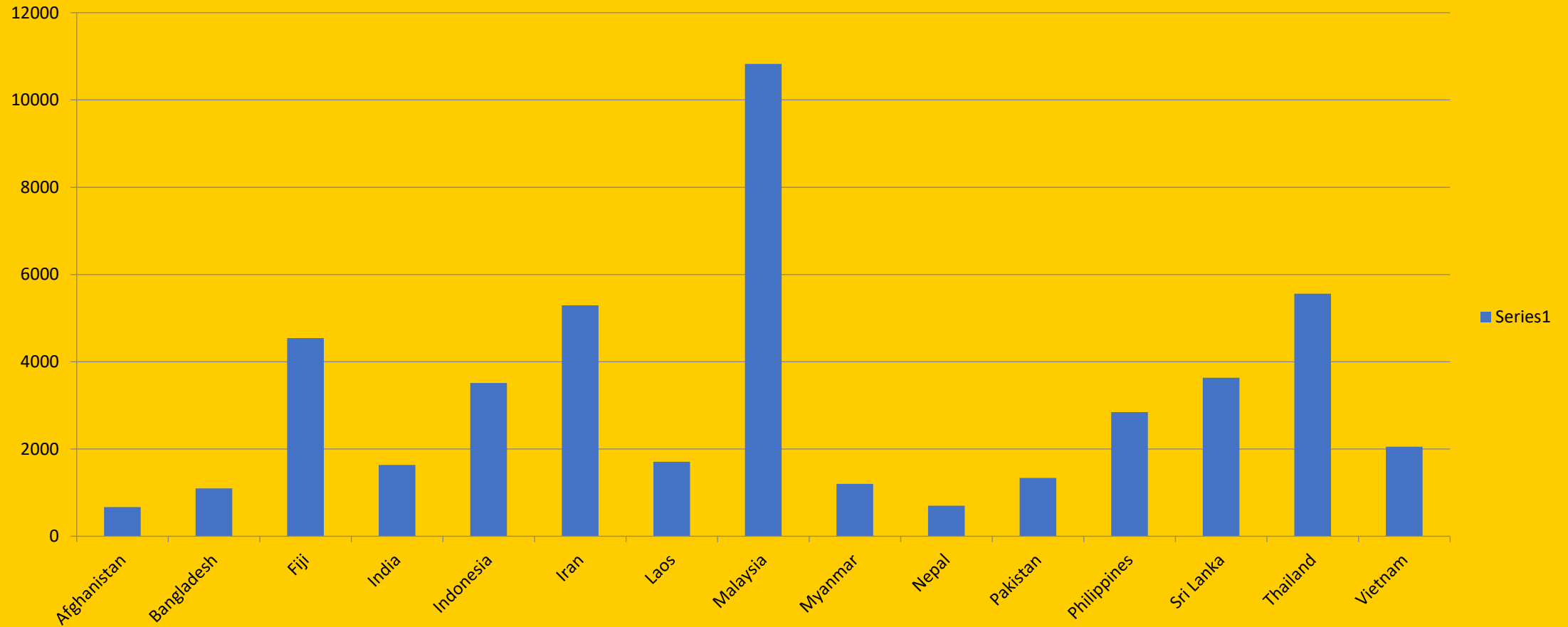
Table 2.2 Ten lowest-ranking countries, 2020 YDI

YDI rank	Country	Region	YDI score
172	Yemen	MENA	0.474
173	Mozambique	Sub-Saharan Africa	0.46
174	Cote d'Ivoire	Sub-Saharan Africa	0.457
175	Mali	Sub-Saharan Africa	0.447
176	Somalia	Sub-Saharan Africa	0.436
177	Niger	Sub-Saharan Africa	0.424
178	Afghanistan	South Asia	0.421
179	South Sudan	Sub-Saharan Africa	0.421
180	Central African Republic	Sub-Saharan Africa	0.399
181	Chad	Sub-Saharan Africa	0.398

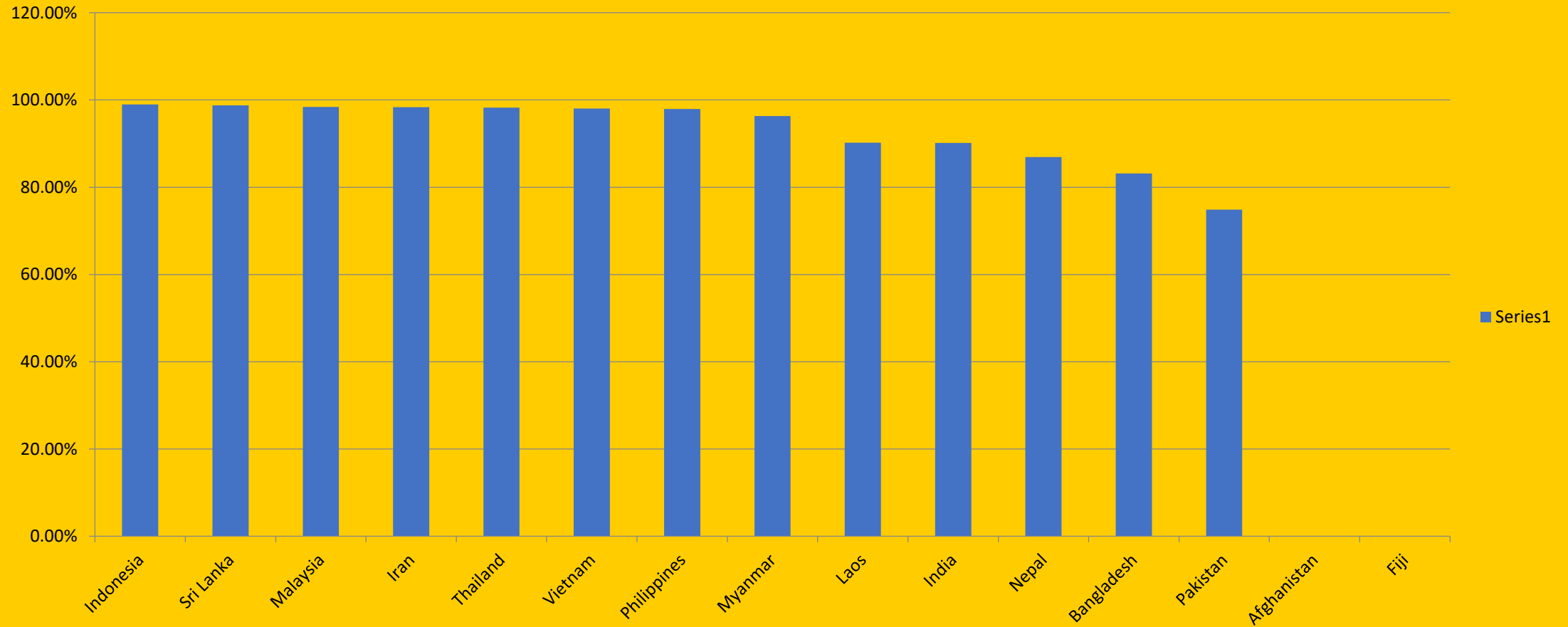
YDI in CIRDAP Member Countries



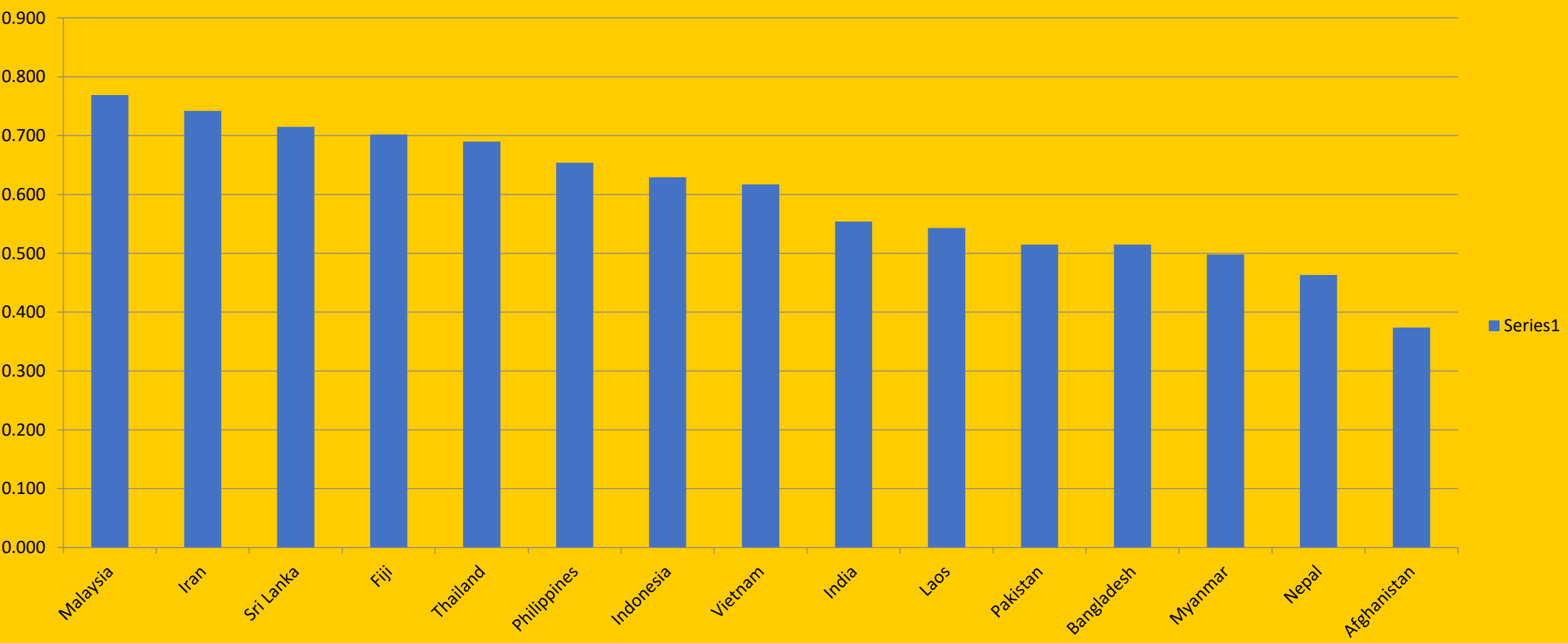
GDP/Capita in USD



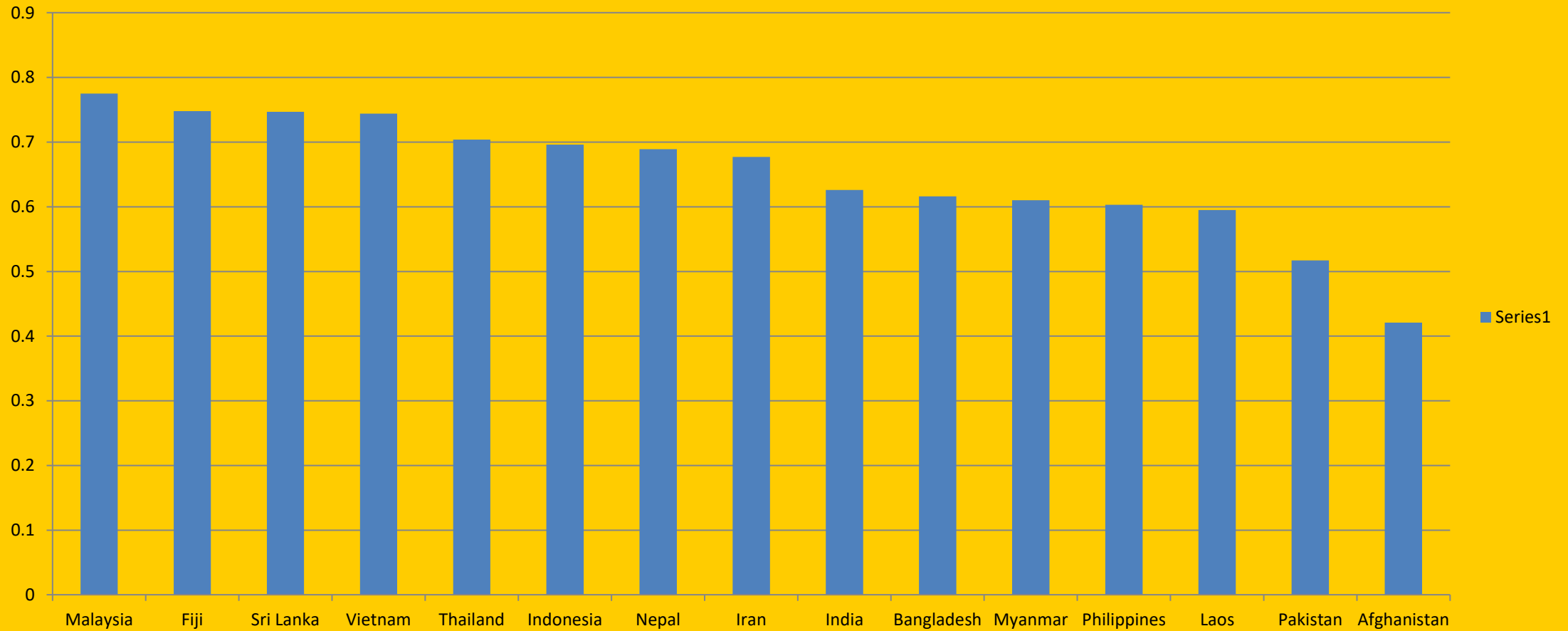
CMCs Literacy Rates



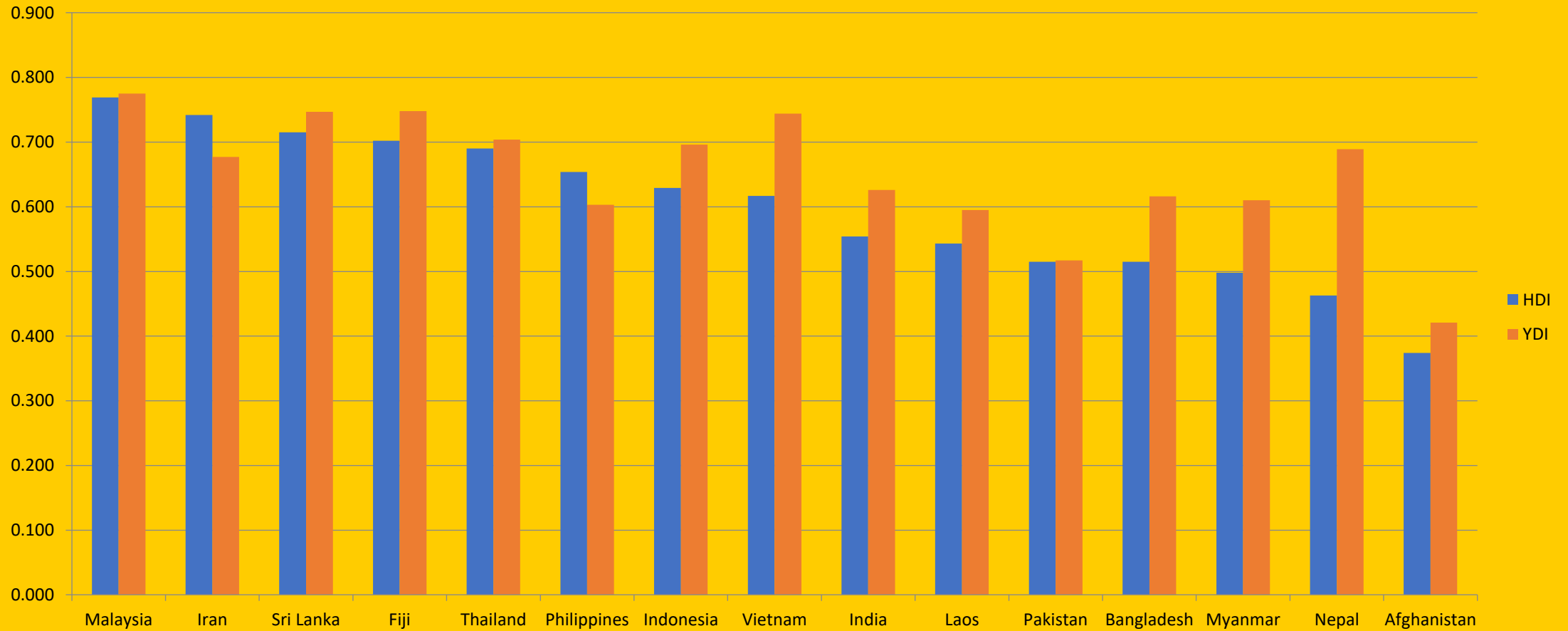
CMCs HDI Scores



CMC- YDI Score



CMCs HDI Vs YDI



2020 Youth Development Index Overall Score

CIRDAP Member Countries

Rank	Country	Score
50	Malaysia	0.775
60	Fiji	0.748
61	Sri Lanka	0.747
63	Vietnam	0.744
84	Thailand	0.704
88	Indonesia	0.696
94	Nepal	0.689
99	Iran	0.677
122	India	0.626
126	Bangladesh	0.616
130	Myanmar (Burma)	0.610
133	Philippines	0.603
136	Laos	0.595
162	Pakistan	0.517
178	Afghanistan	0.421

Category – High, Medium & Low

High YD

- Malaysia
- Fiji
- Sri Lanka
- Vietnam

Medium YD

- Thailand
- Indonesia
- Nepal
- Iran
- India
- Bangladesh
- Myanmar
- Phillipines

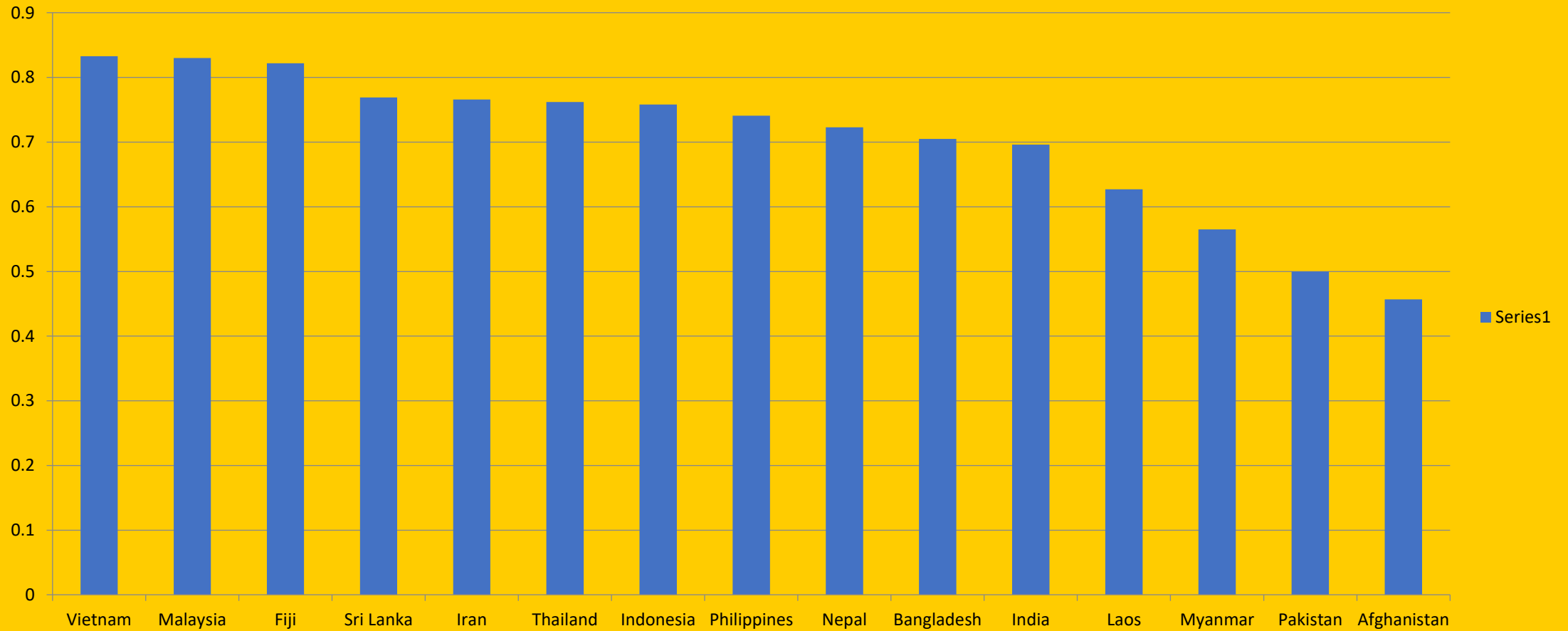
Low YD

- Laos
- Pakistan
- Afghanistan

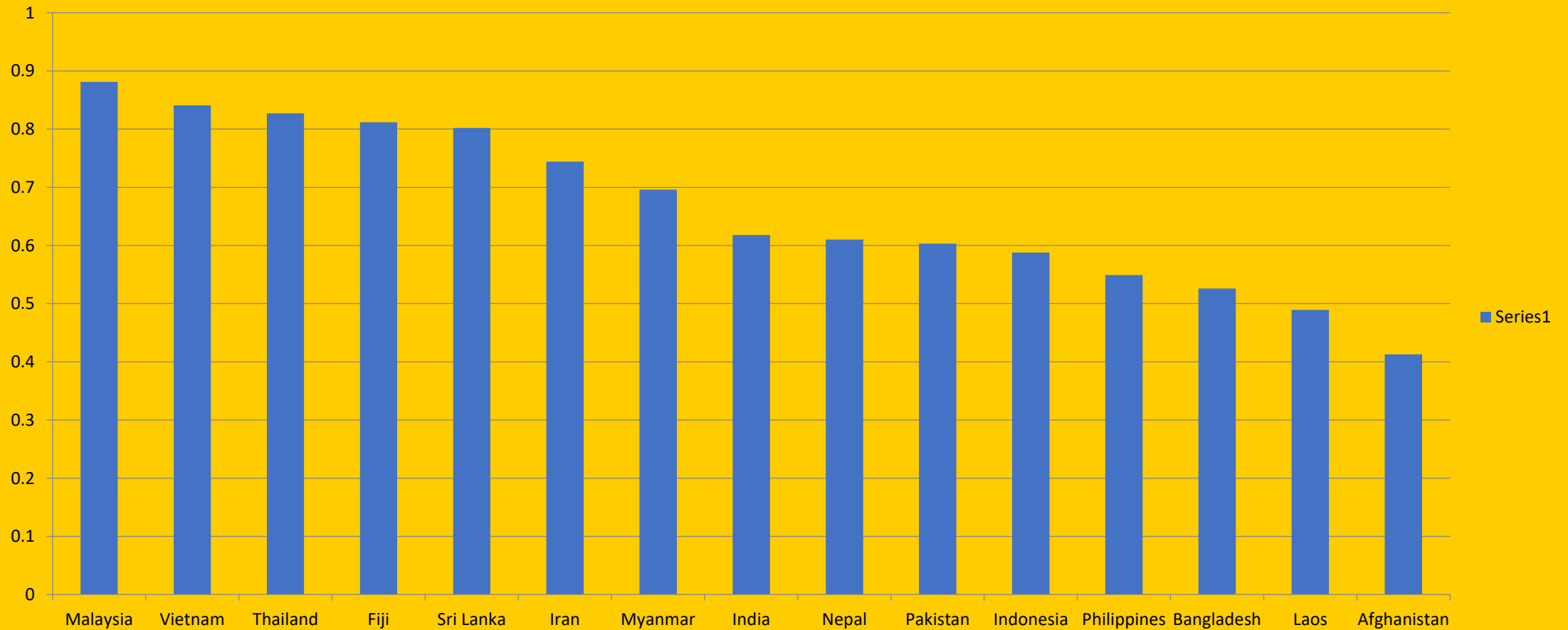
2020 CMCs YDI Overall and Domain Score

Country	YDI Score	Education Score	Employment & Opportunity Score	Equality & Inclusion Score	Health & Wellbeing Score	Peace & Security Score	Political & Civic Participation Score
Malaysia	0.775	0.830	0.881	0.887	0.724	0.844	0.311
Fiji	0.748	0.822	0.812	0.810	0.727	0.792	0.355
Sri Lanka	0.747	0.769	0.802	0.798	0.778	0.778	0.395
Vietnam	0.744	0.833	0.841	0.887	0.743	0.822	0.280
Thailand	0.704	0.762	0.827	0.878	0.614	0.653	0.315
Indonesia	0.696	0.758	0.588	0.814	0.746	0.795	0.425
Nepal	0.689	0.723	0.610	0.788	0.770	0.759	0.400
Iran	0.677	0.766	0.744	0.763	0.722	0.656	0.132
India	0.626	0.696	0.618	0.610	0.683	0.679	0.332
Bangladesh	0.616	0.705	0.526	0.561	0.809	0.681	0.208
Myanmar	0.610	0.565	0.696	0.813	0.605	0.656	0.198
Philippines	0.603	0.741	0.549	0.824	0.654	0.309	0.350
Laos	0.595	0.627	0.489	0.740	0.654	0.763	0.252
Pakistan	0.517	0.500	0.603	0.640	0.610	0.438	0.060
Afghanistan	0.421	0.457	0.413	0.509	0.556	0.142	0.223

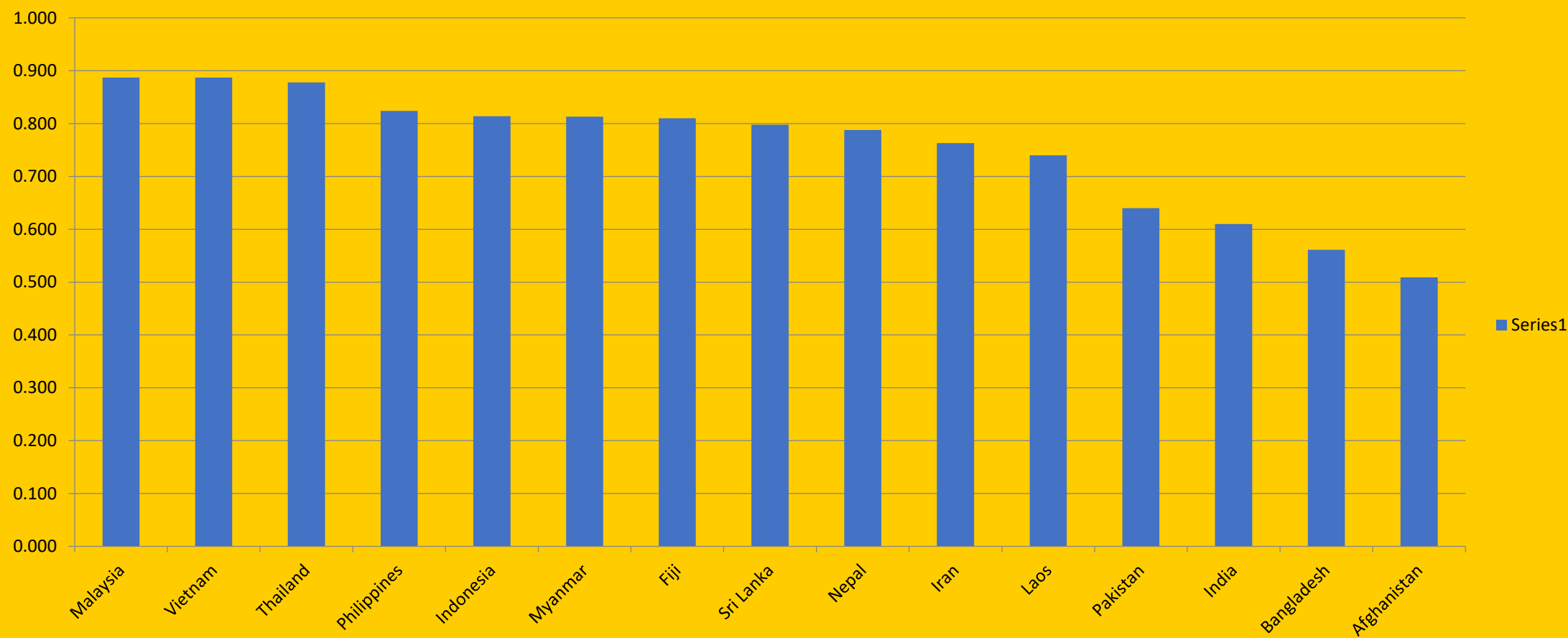
Education Score



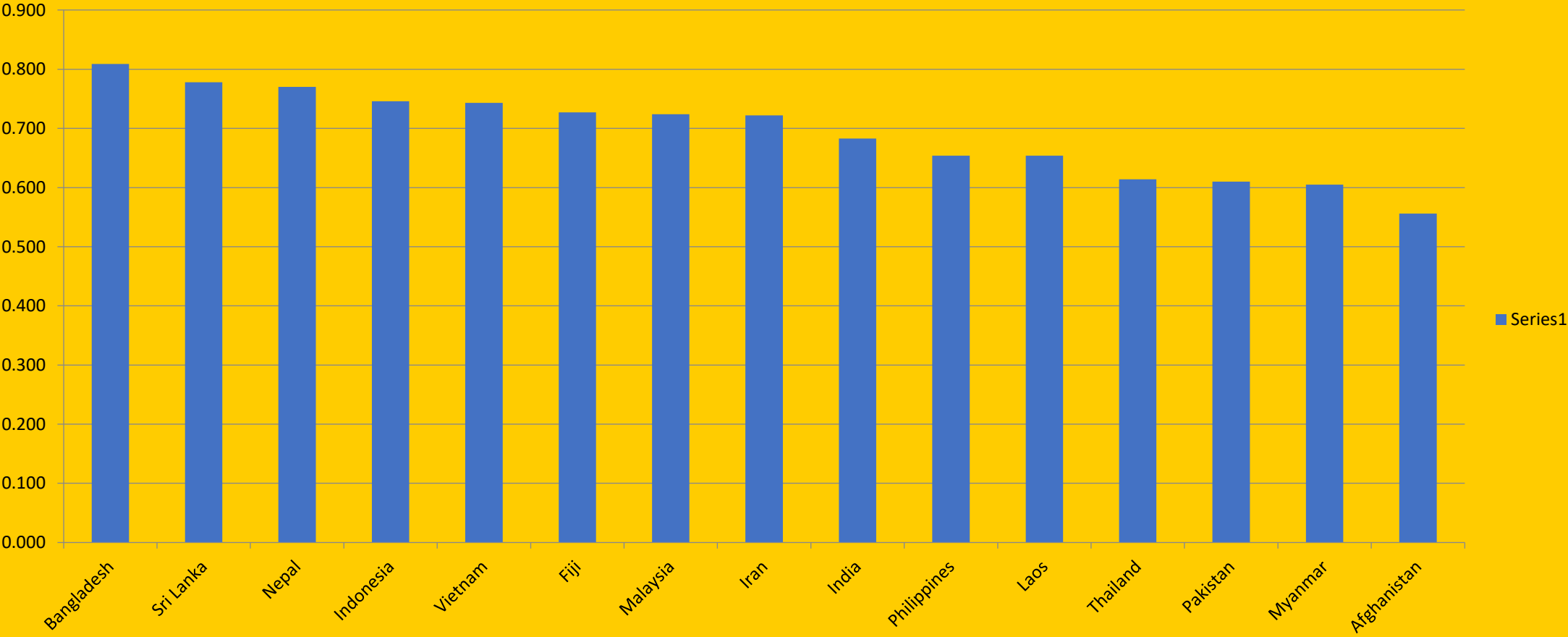
Employment and Opportunities Score



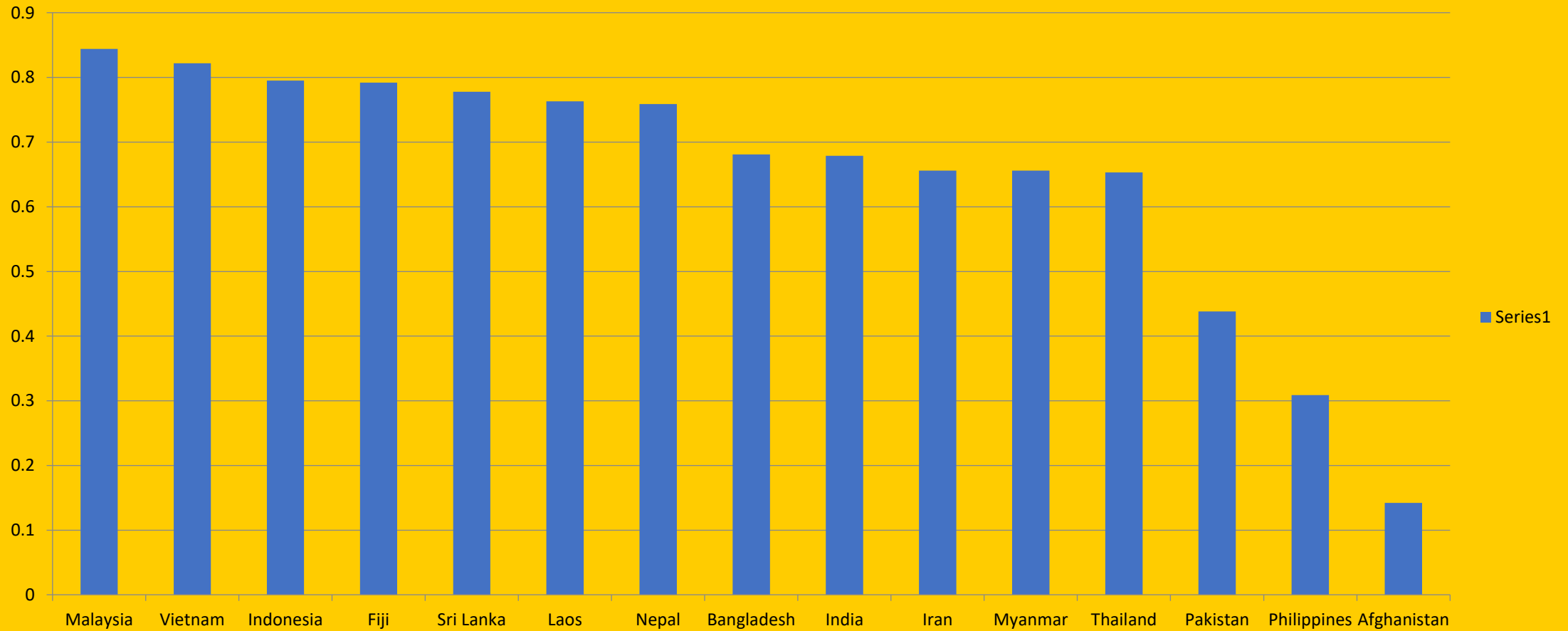
Equality and Inclusion Score



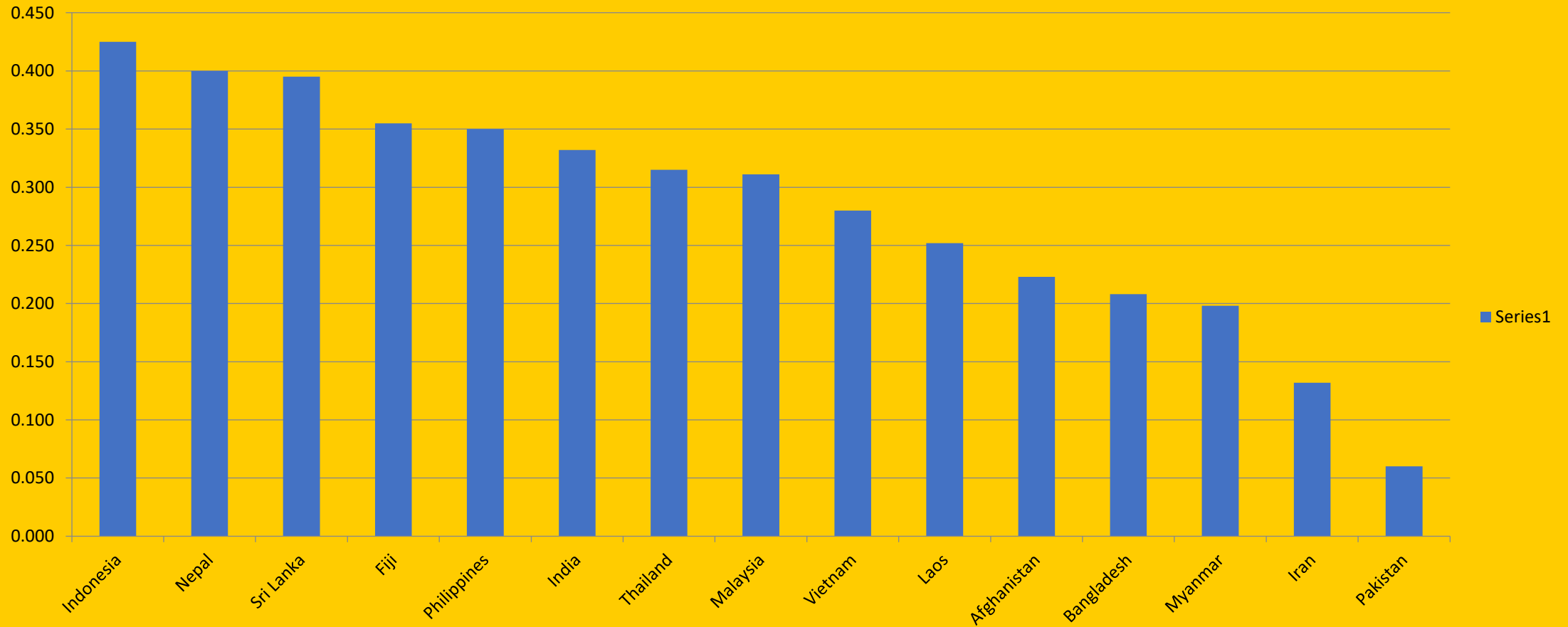
Health & Well Being Score



Peace & Security Score



Political & Civic Participation Score



2020 CMCs YDI Overall and Domain Ranks

Global I	Country	Education rank	Employment & Opportunity rank	Equality & Inclusion rank	Health & Wellbeing rank	Peace & Security rank	Political & Civic Participation rank
50	Malaysia	59	23	66	86	48	74
60	Fiji	63	51	109	85	67	36
61	Sri Lanka	92	56	117	58	72	12
63	Vietnam	57	85	66	72	52	92
84	Thailand	95	42	72	123	114	68
88	Indonesia	98	153	105	71	65	1
94	Nepal	111	143	122	63	81	10
99	Iran	94	84	128	88	111	17
122	India	119	139	172	101	106	51
126	Bangladesh	116	172	174	42	105	151
130	Myanmar	140	113	107	125	111	155
133	Philippines	113	166	98	109	177	40
136	Laos	131	177	135	109	78	116
162	Pakistan	152	146	165	124	56	181
178	Afghanistan	161	181	178	139	181	141

Education

Country	Rank
Vietnam	57
Malaysia	59
Fiji	63
Sri Lanka	92
Iran	94
Thailand	95
Indonesia	98
Nepal	111
Philippines	113
Bangladesh	116
India	119
Laos	131
Myanmar	140
Pakistan	152
Afghanistan	161

Employment & Opportunity

Country	Rank
Malaysia	23
Thailand	42
Fiji	51
Sri Lanka	56
Iran	84
Vietnam	85
Myanmar	113
India	139
Nepal	143
Pakistan	146
Indonesia	153
Philippines	166
Bangladesh	172
Laos	177
Afghanistan	181

Equality & Inclusion Rank

Country	Rank
Malaysia	66
Vietnam	66
Thailand	72
Philippines	98
Indonesia	105
Myanmar	107
Fiji	109
Sri Lanka	117
Nepal	122
Iran	128
Laos	135
Pakistan	165
India	172
Bangladesh	174
Afghanistan	178

Health and Wellbeing Score & Rank

Country	Rank
Malaysia	86
Fiji	85
Sri Lanka	58
Vietnam	72
Thailand	123
Indonesia	71
Nepal	63
Iran	88
India	101
Bangladesh	42
Myanmar	125
Philippines	109
Laos	109
Pakistan	124
Afghanistan	139

Peace & Security Rank

Country	Rank
Malaysia	48
Vietnam	52
Pakistan	56
Indonesia	65
Fiji	67
Sri Lanka	72
Laos	78
Nepal	81
Bangladesh	105
India	106
Iran	111
Myanmar	111
Thailand	114
Philippines	177
Afghanistan	181

Political & Civic Participation rank

Country	Rank
Malaysia	74
Vietnam	36
Pakistan	12
Indonesia	92
Fiji	68
Sri Lanka	1
Laos	10
Nepal	17
Bangladesh	51
India	151
Iran	155
Myanmar	40
Thailand	116
Philippines	181
Afghanistan	141

2020 CMCs YDI Areas of Intervention

Global	Country	Education rank	Employment & Opportunity rank	Equality & Inclusion rank	Health & Wellbeing rank	Peace & Security rank	Political & Civic Participation rank
50	Malaysia	59	23	66	86	48	74
60	Fiji	63	51	109	85	67	36
61	Sri Lanka	92	56	117	58	72	12
63	Vietnam	57	85	66	72	52	92
84	Thailand	95	42	72	123	114	68
88	Indonesia	98	153	105	71	65	1
94	Nepal	111	143	122	63	81	10
99	Iran	94	84	128	88	111	17

2020 CMCs YDI Areas of Intervention

Global	Country	Education rank	Employment & Opportunity rank	Equality & Inclusion rank	Health & Wellbeing rank	Peace & Security rank	Political & Civic Participation rank
122	India	119	139	172	101	106	51
126	Bangladesh	116	172	174	42	105	151
130	Myanmar	140	113	107	125	111	155
133	Philippines	113	166	98	109	177	40
136	Laos	131	177	135	109	78	116
162	Pakistan	152	146	165	124	56	181
178	Afghanistan	161	181	178	139	181	141

South Asian Countries YDI & HDI Ranks /Scores

Country	YDI Score 2016	YDI Score 2020	YDI Global Rank 2016	YDI Global Rank 2020	HDI Rank 2020
Afghanistan	0.440	0.421	167	178	169
Bangladesh	0.492	0.616	146	126	133
Bhutan	0.657	0.719	69	77	129
India	0.548	0.626	133	122	131
Maldives	0.665	0.794	62	39	
Nepal	0.647	0.689	77	94	142
Pakistan	0.470	0.517	154	162	154
Sri Lanka	0.731	0.748	31	61	72

South East Asian – ASEAN Countries

Country	YDI Score 2016	YDI Score 2020	YDI Global Rank 2016	YDI Global Rank 2020	HDI Rank 2020
Malaysia	0.729	0.775	34	50	62
Vietnam	0.633	0.744	87	63	117
Thailand	0.615	0.704	97	84	79
Indonesia	0.527	0.696	139	88	107
Philippines	0.645	0.603	79	133	107
Laos	0.551	0.595	132	136	137
Myanmar	0.564	0.583	123	147	147

Other CIRDAP Member Countries

Country	YDI Score 2016	YDI Score 2020	YDI Global Rank 2016	YDI Global Rank 2020	HDI Rank 2020
Fiji	0.600	0.748	106	60	93
Iran	0.623	0.677	94	99	77

Recommendations

Calls for more investment in:

- Lifelong digital skilling of young people
 - Mental health services
 - Apprenticeships
 - Road safety
 - Youth participation in decision-making to reverse trends which adversely impact them.
- It further urges governments to improve data collection on education and diversify how they measure digital skills and online engagement of youth.



India Youth Development Index

RAJIV GANDHI NATIONAL INSTITUTE OF YOUTH DEVELOPMENT

MINISTRY OF YOUTH AFFAIRS AND SPORTS

GOVERNMENT OF INDIA

Significance of YDI

- ▶ Recognizes youth as a population category that require focused attention
- ▶ Composite measure to assess the status of youth at National and State Levels
- ▶ Identifies priority areas to formulate policy and programmes
- ▶ Enables allocation of resources for youth development
- ▶ Monitoring and evaluation tool for youth development initiatives in consonance with the objectives of National Youth Policy (NYP)

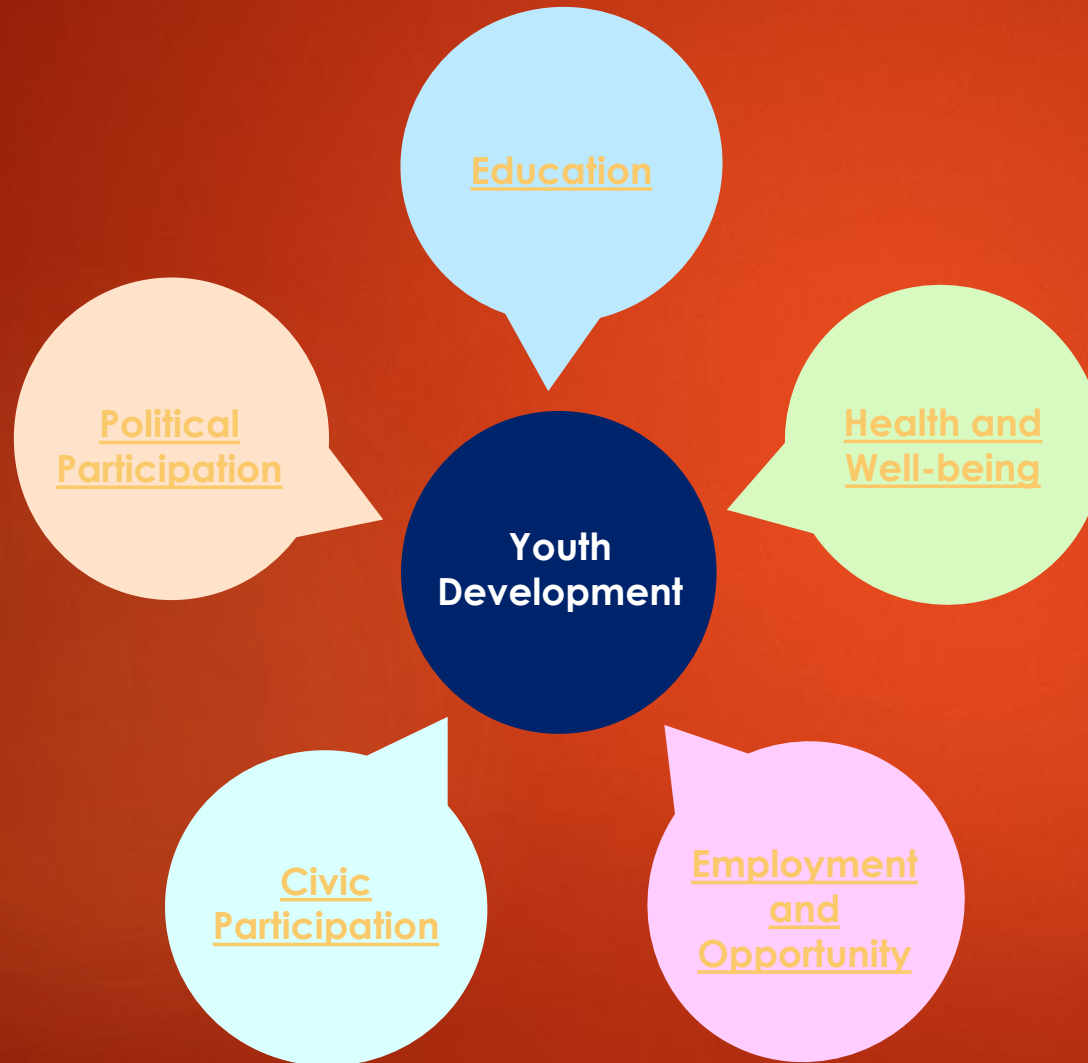
Potential Users

- ▶ Youth
- ▶ Policy Makers
- ▶ Programme Implementers
- ▶ Donor Agencies
- ▶ Development Practitioners and Youth Service Organizations
- ▶ Academic and Research Institutions

Definition of Youth for YDI - 2017

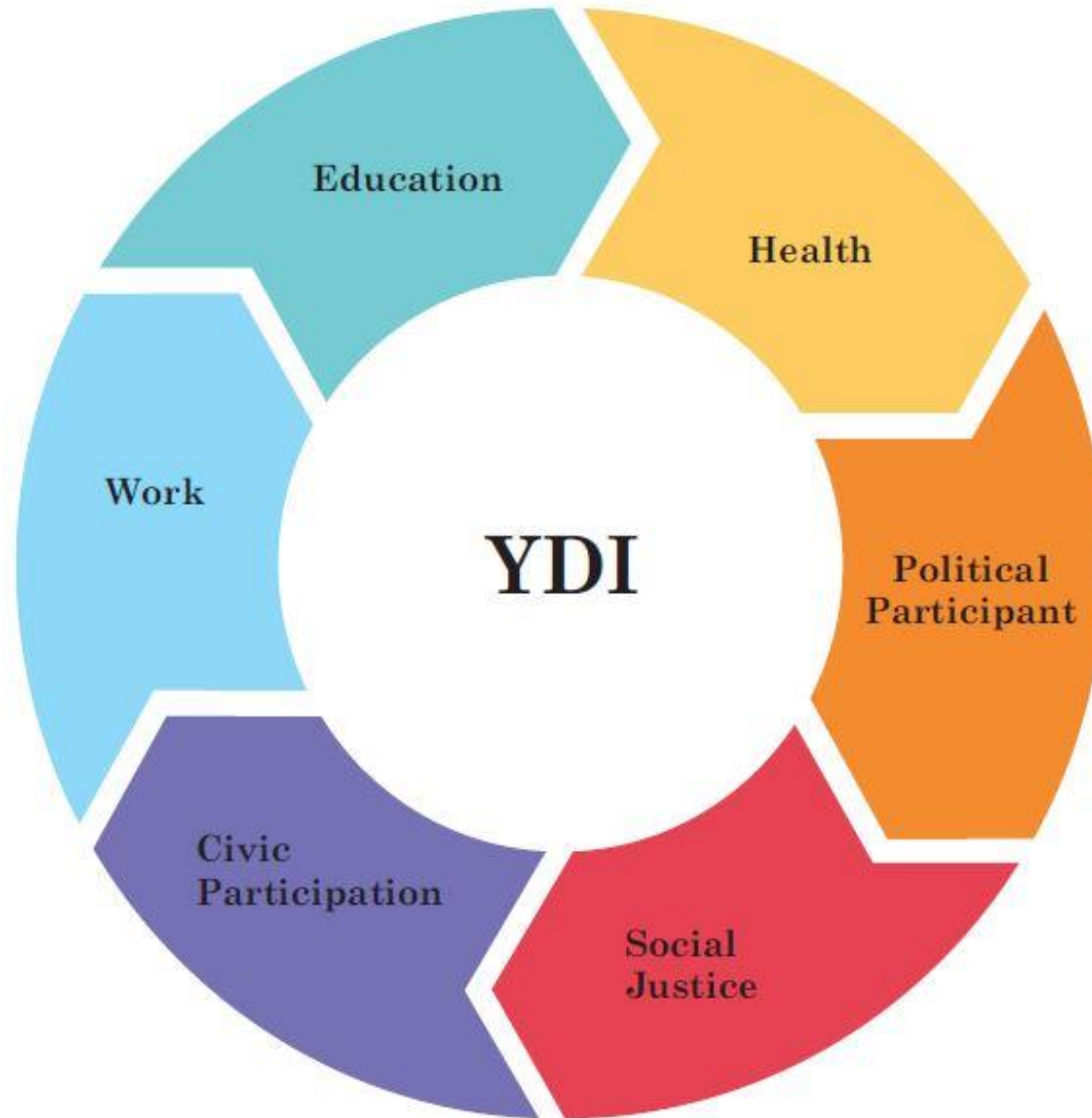
- ▶ The Commonwealth defines youth as the population between age 15 and 29 years in the Global YDI
- ▶ The India YDI - 2017 is guided by the Commonwealth definition of youth
- ▶ The National Youth Policy of 2014 (India) defines young people as individuals in the age group of 15 to 29 years

Dimensions of Global Youth Development Index - 2016



The Commonwealth

Dimensions of India Youth Development Index - 2017

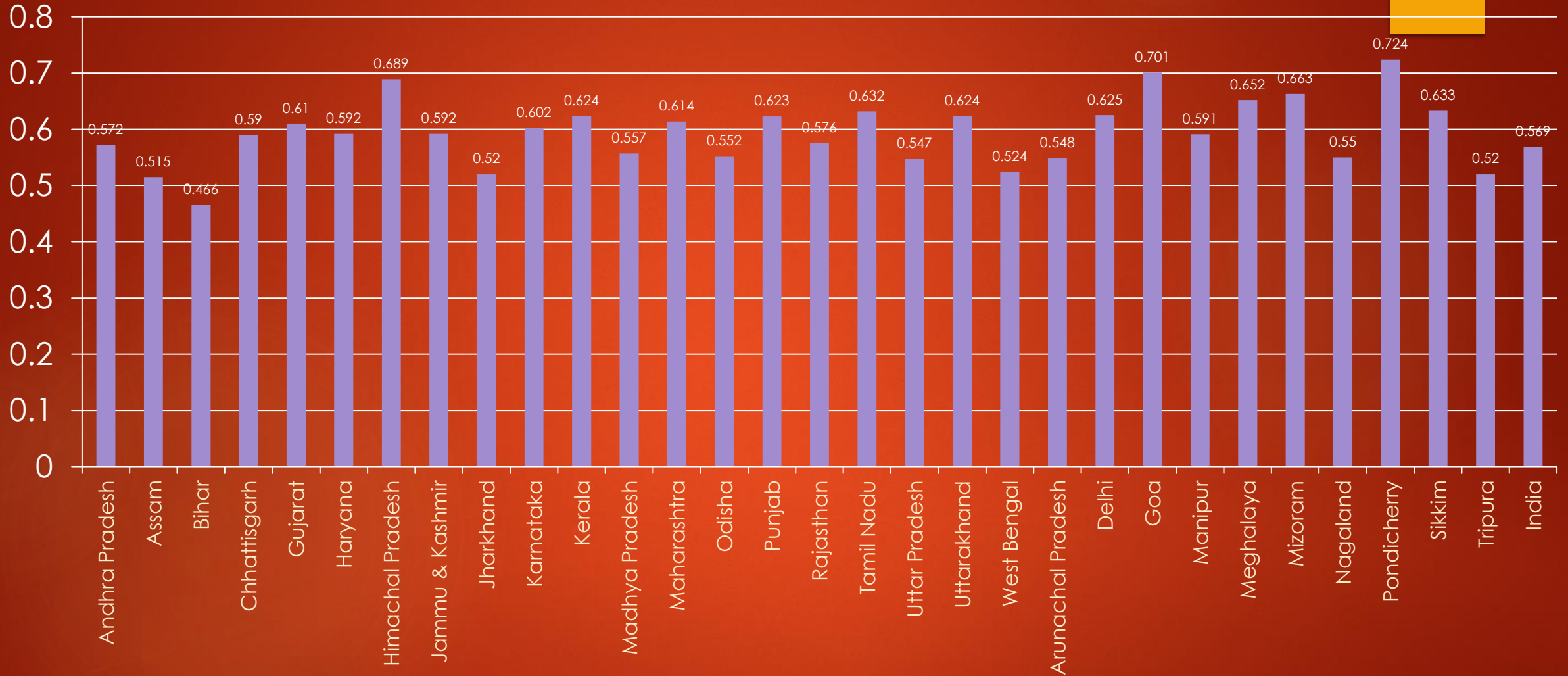


India Youth Development Index-2017: Dimensions and Indicators

S. NO	DIMENSION	INDICATORS	REMARKS	DATA SOURCES
1	Education	• Education Expenditure - % of SDP	Commonwealth Indicators (Lead Indicators)	RBI State Budget
		• Youth Literacy for 15-29 Years		Census
		• Education Level – Primary, Secondary, Higher Secondary, Tertiary, Vocational		NSSO 71 st Round
2	Health and Wellbeing	• Youth mortality rate (15-29 Years)	Policy Indicator (Lag Indicator /outcome indicator) (Lag Indicator – Commonwealth Indicator)	SRS
		• Alcohol Consumption (Substitute for Cannabis use)		DLHS (AHS data may be sought for specific variables from the Ministry for 9 states - RGI)
		• Teenage Pregnancy Rate (Adolescent fertility rate – 15-19 Years)		SRS
		• HIV Prevalence (15-29 Years)		DLHS
		• Tobacco Use		GATS
		• Physical Fitness of Youth (BMI 15-29 Years)		DLHS
		• Non communicable and Communicable Diseases Index	Outcome Indicator / Lag Indicator (Policy Indicator)	DLHS

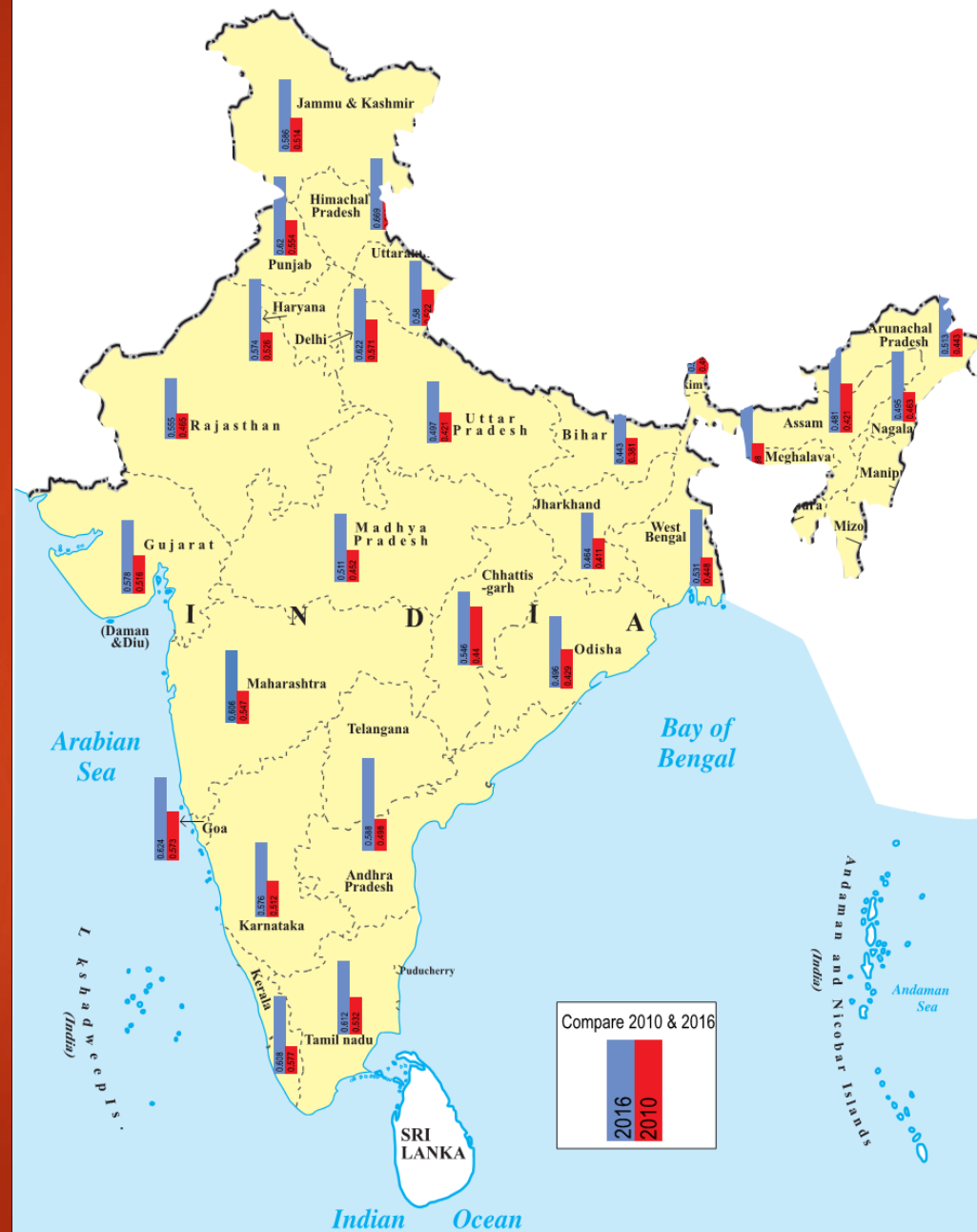
3	Employment	• Unemployment rate (15-29 Years)	Lead Indicator	NSSO – 68th round
		• Percentage of Youth unemployment to total unemployment	Commonwealth Indicators (Lag Indicators)	68 th Round NSSO
		• Employment Index (Self-employment (25% weight), Regular/Salaried (50% weight), Casual Labour (25% weight)) –		68 th Round NSSO
4	Political Participation and Representation	• Representation in Assembly	Policy Indicator / Lag Indicator	Election Commission of India
		• Voter Enrolment / Percentage of Youth Voted to the total number of youth	Commonwealth Indicators (Lead Indicators)	Election Commission
		• Youth Parliament	Commonwealth Indicator (Proxy variable)	Lok Sabha
5	Civic Participation	• Youth Participation in NSS, (percentage of enrolment in NSS to total student population)	Commonwealth Indicator - Data to be explored	NSS
		• Participation of Youth in NYKS	These two will be one index with appropriate weights	NYKS
			Lead Indicator – Commonwealth Indicator	
6	Social Inclusion	• Youth belonging to SC/ST/Minorities	Status of SC/ST with respect to education, employment and Health	Census
6a	Disability	• Percentage of Youth with Disabilities		Census

Youth Development Index Across Indian States - 2017



India , States & Union Territories

YOUTH DEVELOPMENT INDEX 2010 & 2016



Note : Data for Andhra Pradesh & Telangana are combined.



Next SAARC Youth Index





Thank You!